


# CoastLines

Newsletter for Coastal Quilters Guild of Santa Barbara  
Volume 6/August 2006



*August 2006 Program*

## Round Robin of Member Demonstrations

Join us this month to get a look at what several of your fellow Guild members are doing and how they achieve some of the results we all admire in their work.

The six mini lectures and demonstrations will be:

Ingrid Bergere / Sashiko

Linda Cassirer / Invisible Machine Appliqué

Dorothy Fitch / Needle-turn Hand Appliqué

Evelyn Gorrindo / Beads and Embellishment

Lora Martin / Fabric Postcards

Pat Masterson / Painting on Silk

Every attendee will get a chance to see every demonstration, so come to the meeting, get your number at the door, and learn something new or a new way to do something you already know!

## Boutique News

All Special Feature articles that are made to benefit the Coastal Quilters Guild will be turned in at the August guild meeting, or on Saturday, September 2<sup>nd</sup>, from 1 - 3 PM, at Celeste White's home. She lives at 918 Via Broche; her telephone number is 964-6362. Directions: West on Puente Road—turn on Via Ducena—turn right on Via Brocha—918 Via Brocha.

Participants in the boutique will be required to attend a short meeting on September 29 at 3 PM, at Earl Warren Showgrounds. Immediately following the meeting, members will set up the boutique for the show. Everyone needs to help with setting up the boutique display.

In order to participate in the boutique, you must work in the boutique during the show.

Questions? Contact Evelyn Gorrindo at 687-2170.

## CHALLENGE 2006

Let's have some fun! This year's Challenge theme, 'How did technology sneak into your sewing room?', offers so many possibilities for interesting and amusing quilts:

Has fusing taken over your quilts?

Do fancy metallic threads add sparkle to your life?

How about that super-duper steam iron that keeps your seams oh-so-flat?

Technology has undoubtedly changed the way each one of us creates quilts. For this Challenge, make a quilt that demonstrates the theme. Have fun with it. These Challenge quilts will be displayed at our September 14th guild meeting and again at our Harvest of Colors quilt show September 30th and October 1st.

- Size must not exceed 120 inches measured all around the outside of the quilt.
- Must have a 4-inch sleeve on back.
- Please put your name and the title of the quilt on the back.

See entry form in this newsletter.  
Questions? Call Susan West 962-3650, Sandy Hess 682-8569, or Robin Ruge 966-5882.

# President's Message

The weather may be beastly hot for the Santa Barbara area but, Hurrah! I put the last stitches in my show entry and do I ever feel good – and relieved. Over the past couple of years, I have done some bed sized quilts that have gone on to others but didn't have anything at hand to hang in the show. So, like so many of us, there I was earlier this year with the dilemma of what to do. I think there is message there of planning my time well ahead. Now – if I can whip up my plan for the Challenge, quilt the Linus quilt that is ready to go and finish up a few other projects I'd be ahead of the game.

Many thanks to the Picnic Committee – the Sewphisticats for managing the event. Each year the food seems to get better and better. Quilters not only know how to quilt, but they are spectacular in the kitchen. The addition of some extra tables and chairs outside was a real plus. From all reports, the satellite members had a good time doing the job, too.


This brings me to another point. Many of you will be hearing from Penny Odom. She will be calling to ask if you would be a committee person or officer for the Guild. If we pass the by-law revision, this would necessitate a commitment of 6 months (we hope you would stay on for the following 12 but you are not required to do so). As we have seen this year, there are lots of jobs that can be shared. We have two people doing Recording Secretary, Program planning, Opportunity Quilt, Challenge, etc. Just look in your membership book and

see all the shared jobs. We have a Satellite Group doing Block of the Month, a great chance for a satellite group to be of service. Talk to friend and see if you can help, then call Penny – 563-4979.

There are many up-coming events. It has been quite a few years since we last did an "in-house" program of mini-demonstrations of quilt techniques. The demonstrations at the August meeting should be informative and fun thanks to our talented members. Then in September, the Challenge. This meeting is one of the most popular of the year. Do get your challenge quilt finished so you can be a part of it. These quilts also go into our show. AND the show – if you have not signed up to help – please do so. If your plans change, the show committee is flexible, and will understand. Call Barbara Franklin – 969-4082 – to help. If you haven't submitted your application, get it in soon. The deadline is August 10. Kristin Otte will be available to take photos of your show quilt at the August meeting.

Now – on to trying to clean up the mess in my sewing room. In a couple more days it is going to have to serve its alternate function of spare guest room and house my son and grandson from Vermont. They've always come in the cool of the spring. What a change and won't the beach be grand!

--Betty Kelley



## Community Quilts Update

Because the space usually used for Community Quilts is needed for the August program, we will not be set up at this month's guild meeting. Please bring completed quilts to our September meeting.

We will be presenting quilts to Angels Bearing Gifts at our November meeting; therefore, it would be greatly appreciated if you could turn in any adult quilts before the November meeting.

Our November meeting is also the due date for all of the Linus quilts. At this time we have had 123 kits checked out, and 54 returned as completed quilts. We are looking forward with great excitement and anticipation to the remaining 69 quilts from kits, as well as all those quilts you have made from your own stashes.

Reminder: quilts should be freshly laundered and free of any scent before being turned in. Quilts going to the Linus Project also need to be free of any ornamentation.

Late Breaking News! People are already lining up for Harvest of Colors 2006. Show co-chair Liz Turner reports that so far one busload as well as several smaller groups have made advance arrangements to attend. The word is out that CQG puts on a great show!

## QUILT SHOW - HARVEST OF COLORS 2006

Our July guild meeting was quite informative as we learned about what happens to your quilt after you turn in your entry form for the show. Kristin Otte and others working on the show demonstrated that process. It surprised many members to discover how much effort and how many people are required to put on a quilt show the quality of our CQG event. Now, that lead-in segues us into our real message here...

All forms must be submitted by our August 10 CQG meeting. If you have a picture already that's great; if not, Kristen Otte will be available to take a picture for you before the meeting. You need not have the quilting completed but must have the quilt top by this time. If you have questions, call Kristin Otte at 683-4390.

A CQG member is entitled to enter two quilts in the show. Every first choice entry will be hung. Second choice entries will be hung based on available space and design considerations (i.e. what will look best with the surrounding quilts). If you enter two quilts, use a separate form for each and be sure to indicate first and second choice.

At our August meeting Barbara Franklin will again actively be looking for quilt show volunteers. We hope that everyone will find time to pitch in and do a job. We have plenty of sitting jobs, so if you aren't up to standing for an hour or two you can still help! If you have questions, please call Barbara at 969-4082.

Also in August, Lynette Lishman (968-0068) will be taking reservations and payment for the quilt show dinner on September 29 (the set up day for the show). The cost will be \$15.00 and the food will be yummy. The dinner is traditionally a lot of fun for all. We get to share some time with one another as well as many of the vendors. You do not have to take part in setting up the show to attend the dinner.

Joann Conklin (967-0095) has the forms for wearable art entries. Wearable Art includes such items as vests, jackets, blouses, skirts, dresses, purses, or even an embellished sweatshirt. In order to qualify as "wearable art," the entry needs to incorporate quilting, applique, patchwork, or embellishment. If you have questions, please call Joann.

Members who will donate a piece of quilting art for the Special Feature Boutique are asked to bring it to the August meeting. Remember, these are items that are donated to be sold for the benefit of the Guild. Evelyn Gorrindo, Liz Turner and Celeste White will have forms to ensure proper recognition of your generosity and to help you with the tax-deductible thing, as well. Or, you may deliver them to Celeste White's house on Sept. 2, between 1:00 and 3:00 PM. Evelyn Gorrindo (687-2170) will happily answer any questions you may have concerning the boutique.

Kathy Rose (694-9085) & Jean MacMillan (964-2060) have done an outstanding job with the pre-show publicity. They still need lots of help in distributing fliers and seeing that our posters find their way into prominent places.

The next meeting of the Quilt Show Committee will be August 24<sup>th</sup> at Maravilla at 7:00 PM. As always, all are welcome. --Liz Turner and Oleta Bennett, Cochairs, Harvest of Colors 2006

Thinking of having your quilt entry judged?  
Call Pat Masterson if you have any questions about categories or processes.



Please note an earlier than usual deadline for the September newsletter. The Newsletter Editor has a family wedding to attend and will be out of town during a key editing period.


## Future Programs

September: Challenge Quilts will be revealed during the most popular Guild meeting of the year. Our members will present their skill and creativity in response to our annual design challenge. No workshop this month.

October: Cathy Van Bruggen (<http://cathyvanbruggendesigns.com>) presents "All About Appliqué." This program includes a brief history of appliqué and a trunk show of appliqué quilts. A variety of techniques will be shown to inspire you to learn to Appliqué the Easy Way. Cathy's appliqué workshop is entitled "Autumn." It features a squirrel and field mouse admiring nature's beauty. Learn basic hand appliqué and learn advanced techniques such as reverse appliqué and embroidery to make your wall quilt realistic. This workshop requires a \$10 fee for the pattern.

November: Eileen Alber (<http://www.quiltersstudio.com>), owner of Quilter's Studio in Newbury Park, California, presents her "From Traditional To Contemporary Trunk Show." Her workshop will teach her version of appliqué, "Stencil and Stitch." This workshop is perfect for the busy holiday season. We will learn to collage a no-sew background, then stencil an image and complete the wall hanging with large, very easy embroidery stitches.

See Darilyn Kisch at the August meeting to sign up for the October workshop.



For Sale: Singer in cabinet with matching stool, with knee control. One owner. \$55.00. Call Ruth McMullin at (805) 965-5949.

### Happy Birthday!

Katherine Huelskamp	Aug 01
Robin Ruge	Aug 02
Jean Kalman	Aug 03
Victoria Abbey	Aug 04
Loesje Akau	Aug 04
Betsy Denison	Aug 04
Janet Berlin	Aug 07
Penny Hall	Aug 07
Kathy Anderson	Aug 10
Linda Boynton	
De Sepulveda	Aug 15
Helena Kennedy	Aug 16
Linda Estrada	Aug 17
Elizabeth Hensgen	Aug 17
Bonnie Hall	Aug 23
Karin Cooper	Aug 25
Marty Frolli	Aug 25
Anna Gardner	Aug 27
Pat Bates	Aug 28
Anne Blackwell	Aug 28
Cathy Rampton	Aug 28
Ingrid Bergere	Aug 29
Pat Stanovich	Aug 29

## Wearable Art Entries

The quilt show is fast approaching. If you have already completed your quilt--Congratulations! How about making a wearable art entry in addition, to have in the show? If you have not even started to make a quilt you can still be represented, as there is still plenty of time before the show to make a vest, jacket, blouse, skirt, dress, purse, or even an embellished sweat shirt. The only requirement is that it have piecing, applique, or embellishment of some kind. The possibilities are endless...a quilted jacket, an appliquéd and embellished children's garment, a beaded purse....

We would love to have lots of wearable art entries this year. I'll look forward to seeing your entry in this category in our 2006 Quilt Show. Entry forms are available at the Coastal Quilters Meeting or phone Joann Conklin at 967-0095.

Happy Sewing!  
Joann Conklin (967-0095)  
Wearable Art Acquisitions

.....  
: Overheard: "The quilt I'd really like to :  
: enter is the one I gave my mother last :  
: Christmas. What do you think? Should :  
: I ask her to loan it to me for the show?" :  
: .....

# Block-of-the-Month September

Pattern: **CARDINAL**

Method: fuse/appliqué

9½" (unfinished)

This happy bird has only 8 pieces. The secret to a successful block is the order in which you place the pieces - the tail is first (behind the branch).

Fabric:

Background - blue

Cut one 10" square

Cardinal requires scraps of the following:

Body/tail - red

Wing - darker red

Face - black

Beak - yellow

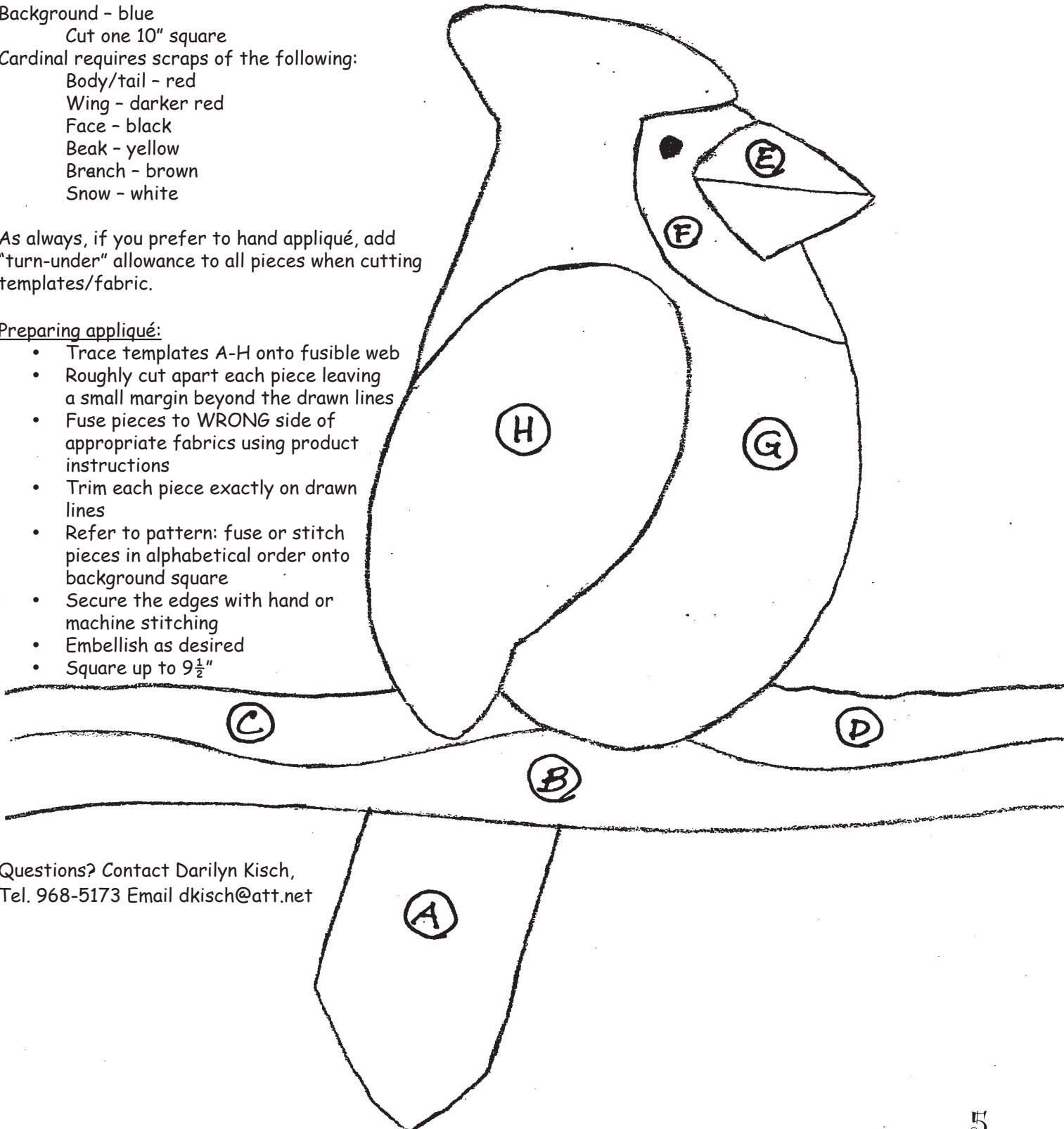
Branch - brown

Snow - white

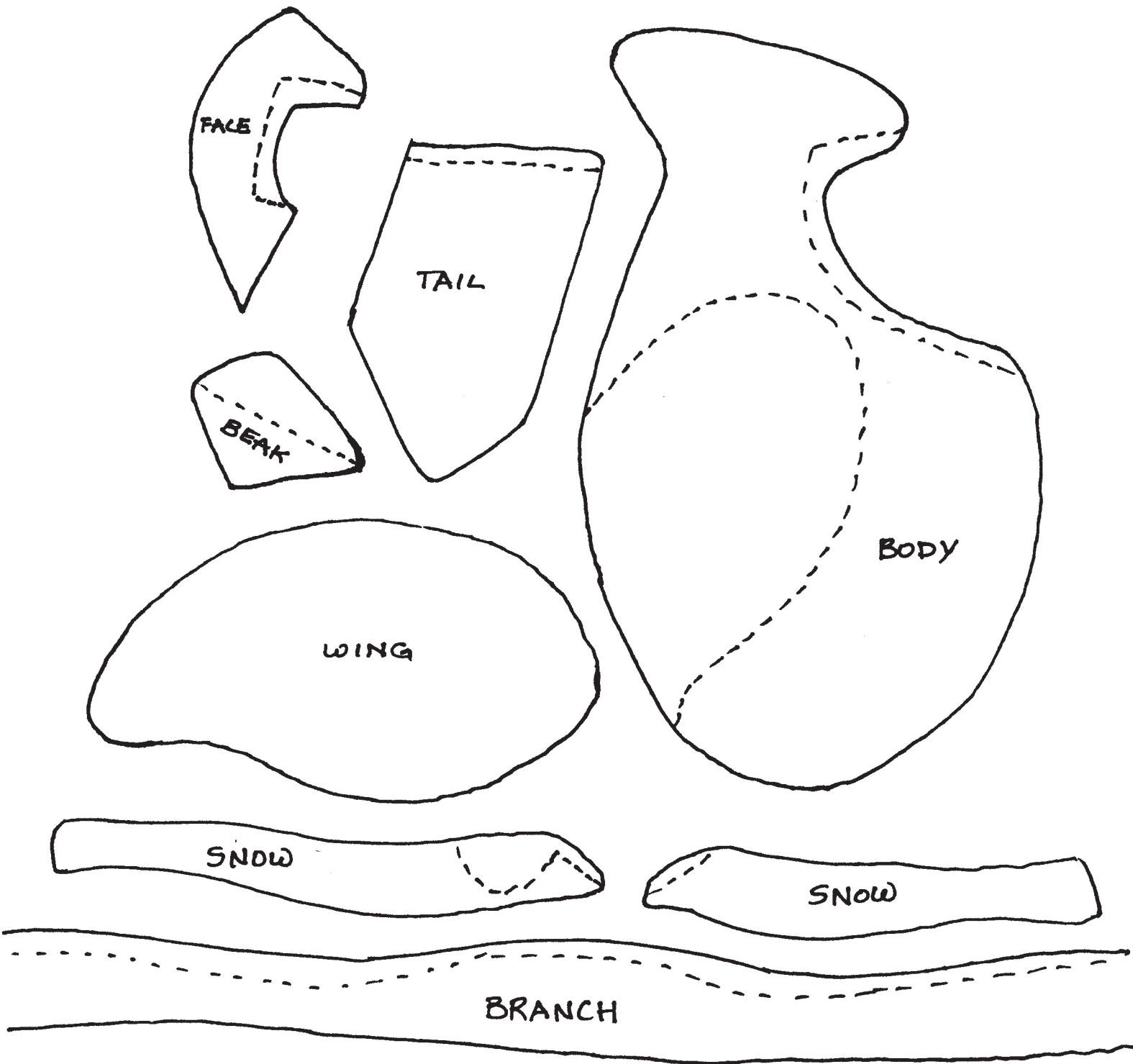
As always, if you prefer to hand appliqué, add "turn-under" allowance to all pieces when cutting templates/fabric.

Preparing appliqué:

- Trace templates A-H onto fusible web
- Roughly cut apart each piece leaving a small margin beyond the drawn lines
- Fuse pieces to **WRONG** side of appropriate fabrics using product instructions
- Trim each piece exactly on drawn lines
- Refer to pattern: fuse or stitch pieces in alphabetical order onto background square
- Secure the edges with hand or machine stitching
- Embellish as desired
- Square up to 9½"



Questions? Contact Darilyn Kisch,  
Tel. 968-5173 Email [dkisch@att.net](mailto:dkisch@att.net)



**Block-of-the-Month**  
**September**

Pattern: **CARDINAL**  
Method: fuse/appliqué  
9½" (unfinished)



## **Board Proposes Bylaws Changes**

At the Guild meeting on August 10, 2006, members will be asked to vote to amend the Bylaws. Members who wish to review the current Bylaws will find them at the back of the Guild directory.

The changes are proposed mainly to allow a change in the Guild's financial year, beginning in July 2007, from a calendar year to a fiscal year (July 1 to June 30). The Board proposes this change because it would allow the Guild to work more smoothly, by shifting many time-intensive functions from the busy Fall/Winter holiday season to a relatively less hectic time. Duties such as such as recruitment and election of directors/officers, collection of dues, and preparation of the budget and directory would take place in the Spring/Summer period.

If the members approve changes to paragraphs 11, 21, and 50, the Guild would hold an annual meeting in November 2006 and elect directors/officers, who would serve six-month "transitional" terms through May 2007. At an annual meeting in May 2007, directors/officers would be elected to serve regular one-year terms. Officers who serve transitional terms would be allowed to serve an additional 6 months in the same office (for a total consecutive-term limit of 2 years, 6 months.) The Guild's fiscal year would run from July 1 through June 30 each year.

Members are also asked to approve deletion of a policy amendment about membership fees, which was mistakenly placed in the Bylaws and conflicts with another Bylaws provision.

For the complete text of the Proposed Amendments to the Bylaws of the Coastal Quilters Guild, Inc., please refer to the June and July issues of CoastLines.

Harvest of Colors 2006 Volunteer Opportunities  
for more information, call Barbara Franklin

Quilt Collector--call members assigned to you by the acquisitions committee and arrange a time to receive their quilts. Deliver quilts to Earl Warren Showgrounds. Responsibilities continue post-show.

Floor Marking--join the Site Design committee in marking the floor for pipe and drape and vendor booths. Time TBA on Wednesday 9/27 or Thursday 9/28.

Hanging--hang quilts as directed, on September 29.

Security--sit at the back doors to the hall, ensuring that quilts stay in and unpaid guests stay out.

White Glove "Docent"--hang out in assigned rows, answering questions and helping the public not touch the quilts.

Ticket seller/taker--sell tickets; give directions to restrooms, etc.

Education--answer questions, demonstrate techniques.

Take down--the opposite of hanging.

## **2006 Guild Officers and Appointed Committee Chairs**

### **Elected Officers**

President	Betty Kelley	692-0075
VP-Current Programs	Janet Berlin	968-4933
VP-Future Programs	Linda Cassirer	565-0588
	Lora Martin	966-3685
Recording Secretaries	Barbara Postma	964-0103
	Ky Easton	967-1113
Corresponding Sec'y	Judy McCartney	967-5311
Treasurer	Marilyn Martin	967-6821
Parliamentarian	Penny Odom	563-4979
Workshops	Dorothy Fitch	968-2837

### **Committee Chairs**

Coastlines Editor	Leslie Hogan	964-0308
2006 Opportunity Quilt	Diane Eardley	963-8321
	Cynthia Manzer	967-0657
	Judy Stanton	695-8828
Opportunity Quilt Tickets	Darilyn Kisch	968-5173
	Nancy Snyder	965-1992
Challenge Quilt	Susan West	962-3650
Community Projects	Marty Frolli, JoAnn Dovgin	
Refreshments	Carol Boyce, Suzy Pelovsky	

2007 Zetta's Quilt  
Block of the Month  
Satellite: Sew It Alls, Darilyn Kisch

Coastlines Distribution	Harriet Berk, Jane McMenamin
Coastlines Layout	Peter Glatz
Door Prizes	Jean McCaffrey, Barbara Franklin
Harvest of Colors 2006	Oleta Bennett, Liz Turner
Historian	Doris Gilman
Librarians	Laura Nanna, Heather Georgakis, Kathy Laabs
Membership	Nancy Wood, Becky Gallup, Karen Homan

Satellite Groups	Monte Farris
Scholarships	Nola Ferguson
SCCQG Representative	Oleta Bennett
Special Events	Joann Conklin
Webmaster	Dorothy Oskner
Welcome Committee	Satellite: Sewhisticats

**ENTRY FORM—Challenge, SEPTEMBER 14, 2006**  
**Coastal Quilters Guild – Santa Barbara, California**

**How Did Technology Sneak Into Your Sewing Room?**

This entry form must accompany your challenge quilt. In order to protect your quilt and ensure anonymity, please put your quilt in a pillowcase or bag and attach this entry form. Quilts may be brought to the August guild meeting. Other drop off locations will be listed in August newsletter.

Name\_\_\_\_\_Phone\_\_\_\_\_

Quilt name\_\_\_\_\_Size: L\_\_\_\_\_ W\_\_\_\_\_

- Size must not exceed 120 inches measured all around the outside of the quilt.
- Must have a 4-inch sleeve on back.
- Please put your name and the title of the quilt on the back.

Questions? Call Susan West 962-3650, Sandy Hess 682-8569, or Robin Ruge 966-5882.

Techniques used:

How DID technology sneak into your sewing room? Please explain. (This answer will be paraphrased on sign at quilt show.)

WAIVER

I grant the Coastal Quilters Guild, Inc permission to display the above-mentioned quilt at the September CQG meeting and at the Harvest of Colors quilt show at Earl Warren Showground on September 30 and October 1, 2006. This document releases Coastal Quilters Guild, Inc, Susan West, Sandy Hess, Robin Ruge and Blue Island Quilts from liability for the quilt. Quilt owners assume all liability for their own quilt's loss or damage.

Signed\_\_\_\_\_Date\_\_\_\_\_



# QUILT Entry Form

CQG Members Showcase: Sept. 30-Oct. 1, 2006

Committee Use Only:

Date Rec'd \_\_\_\_\_

Submission No. \_\_\_\_\_

## I. General Information

Member/Exhibitor's name \_\_\_\_\_ Daytime Ph. \_\_\_\_\_

Address \_\_\_\_\_ Evening Ph. \_\_\_\_\_

City, State, ZIP \_\_\_\_\_

Name of Quilt \_\_\_\_\_

Size: width \_\_\_\_\_ in. x length \_\_\_\_\_ in. Predominant color(s) \_\_\_\_\_

Quiltmaker \_\_\_\_\_ Quilted by \_\_\_\_\_

Techniques: Hand Pieced \_\_\_\_\_ Machine Pieced \_\_\_\_\_ Hand Appliqued \_\_\_\_\_ Machine Appliqued \_\_\_\_\_ Embellished \_\_\_\_\_

Special Techniques \_\_\_\_\_

"In Memoriam" (a quilt made by a deceased member of the guild) \_\_\_\_\_

(member's name)

## II. Judging

Do you want your quilt judged? Yes \_\_\_\_\_ No \_\_\_\_\_ (if no, skip to part III)

- For questions about judging and categories, see reverse.
- A \$10 check for judging fees, payable to CQG, must accompany this form.

Size of Quilt:

\_\_\_\_ LARGE (width plus length 120 inches or more) \_\_\_\_ SMALL (width plus length less than 120 inches)

Indicate in which category you want to be judged (see reverse for descriptions):

Traditional \_\_\_\_\_ Innovative \_\_\_\_\_ Group \_\_\_\_\_ Pictorial \_\_\_\_\_

Quilted by hand \_\_\_\_\_ Machine quilted by quiltmaker \_\_\_\_\_ Commercially quilted \_\_\_\_\_

## III. Description and Submission Information

Please indicate the priority of this entry for inclusion in the show: 1st choice \_\_\_\_\_ 2nd choice \_\_\_\_\_  
(You may submit more than one quilt. Your first choice is automatically entered in the showcase).

Is your quilt for sale? No \_\_\_\_\_ Yes \_\_\_\_\_ Price? \$ \_\_\_\_\_ (A 15% commission will be due the guild)

Is this quilt entirely your original design? Yes \_\_\_\_\_ No \_\_\_\_\_ (If no, credit design source below)

**Quiltmaker's Statement**, for signage purposes. (Please write legibly a few sentences about your entry. You may want to mention theme, meaning, etc. Please credit source of inspiration, such as workshop/pattern/book. This statement may be edited for length, grammar, clarity, and style.) \_\_\_\_\_

A photograph of the quilt must accompany this application. Please staple labeled photo to the back of the form. Photos will not be returned. Use a separate form for each entry and submit by mail to: Quilt Show Acquisitions Committee, c/o Kristin Otte, 5724 Armitos Ave., Goleta, CA 93117 Questions? Call 683-4390

**DEADLINE FOR SUBMISSION OF ENTRY FORMS: Thursday, August 10, 2006**



# Quilt Exhibitor Information

This exhibit is a members' showcase, providing an opportunity for everyone to display their newest, best, or favorite quilt(s) at a large show. The committee urges each and every member of the Guild to submit one or more entries to this event.

Submit your written entry(ies) as soon as possible. It's not too early to reserve your place on the wall. Your quilt(s) must be completed by the application deadline. Every member of Coastal Quilters Guild is assured of the display of at least one quilt. Exhibit space permitting, additional quilts will be selected according to available space. Please indicate the priority of the submitted entry; every effort will be made to honor your priority.

For the purposes of this show, a quilt is defined as a fabric construction consisting of a front, filler layer, and back, held together with stitching, and made by the member-exhibitor. Cheater panels and tied quilts will not be accepted. Quilts may not have been hung at a previous CQG exhibit.

Security Arrangements: Every effort will be made to protect all quilts. Accounting and surveillance will be strictly planned and maintained. Eating and smoking are prohibited in the exhibit hall. Responsible white-gloved hostesses will try to keep all quilts in view at all times and will discourage touching by viewers. However, CQG show insurance does not cover the quilts. Each owner is responsible for insuring his/her own quilt(s) for loss or damage.

Sleeve: A 4-inch sleeve must be attached to the back top. This provides a safe and secure means of hanging the quilt. Quilts without sleeves will not be exhibited.

Label: An identifying label should be sewn securely to the quilt on the back of the lower right side, stating the quilter's name, address, telephone number, and name of quilt.

Photograph: A photograph of the quilt must accompany this application. Please label the photo and staple it to the back of this form. Photos will not be returned.

Judging: If you wish your entry to be judged, you must cover the label with a piece of cloth or paper pinned to the quilt. A \$10 fee for judged quilts must accompany this form.

Packaging: Each quilt must be delivered in its own pillowcase with the maker's name marked in indelible ink in large letters on the hem. This will help keep the quilt clean and facilitate transport.

## Judging Categories

(For questions about judging and categories, please call Pat Masterson, 642-4769)

Traditional: a pattern or design with an established history in the quilting tradition.

Innovative: a design with fundamental deviation from traditional patterns and sets, reflecting growth through tradition.

Group: a quilt made by two or more people, excluding commercial quilting.

Pictorial: an art quilt that illustrates a recognizable image, such as people, wildlife, cityscapes, etc.

## Events Around California

For more information, visit <http://www.sccqg.org>

**April 28 - August 20:** The California Heritage Museum presents **California Art Quilts; Current Work by California Members of the Studio Art Quilt Associates**, curated by Sandi Fox. Location: California Heritage Museum, 2612 Main St., Santa Monica, CA 90405. Tel. (310) 392-8537; Email <calmuseum@earthlink.net>. Museum hours, Wednesday - Sunday, 11 AM - 4 PM. Handicapped facilities and free parking available. General Admission \$5.00/ Seniors and students \$3.00/members and children under 12 free.

**August 5-6:** The Yorba Linda Historical Society and Yorba Linda Woman's Club present **Quilt Daze VI** at the Yorba Linda Community Center, 4501 Casa Loma, Yorba Linda, CA 92886 (Imperial Hwy. & Casa Loma). Hours 10 AM - 4 PM Saturday and Sunday. Admission \$5.00. For more information contact Julie Astle, (714) 777-2096, or E-mail JoAnn Ardanaz at <ylquiltshade@aol.com>.

**September 2:** The Annual **Skyforest Outdoor Quilt Show** will be held in the parking lot at the Mountain Quilters Cottage, located at 935 South Huffel Canyon Road at Hwy.18 in Skyforest, CA, beginning at 10 AM. Many beautiful quilts will be on display and several will be for sale or up for auction. Food and beverages will be available. For more information and directions, please call Mountain Quilters Cottage at (909) 337-1521.

## Advertising

If you are a member of the Coastal Quilter's Guild and you sell products or services related to quilts, you can be listed in this section of our newsletter. Your listing is free, and special attention will be paid to members offering discounts, "stash" cards, classes, or sale events. Please send your information to: Newsletter Editor, P.O. Box 6341, Santa Barbara, CA 93160. For specific questions, please e-mail Leslie Hogan at <redduckmusic@earthlink.net>

√ = Stash Card

€ = Discount to Guild Members

Δ = Classes Offered

Baron's Fabrics €  
379 Carmen Road  
Camarillo, CA 93010  
[www.baronsewfab.com](http://www.baronsewfab.com)  
(805) 482-9848

Blue Island Quilts √ Δ  
5140 Hollister Ave  
(Magnolia Shopping Center)  
Santa Barbara, CA 93111  
(805) 683-0112

Craft Essentials €  
187 S. Turnpike  
Santa Barbara, CA 93111  
(805) 681-3115

Creative Memories by Juli Shulem  
€ Δ  
Create albums to show off your quilts,  
etc. using photo-safe albums and  
supplies.  
Professional assistance. Tel. (805)  
964-2389  
[www.creativememories.com/jshulem](http://www.creativememories.com/jshulem)

Cathe Hedrick  
Santa Barbara Quilting Retreats  
P.O. Box 91429  
Santa Barbara, CA 93190-1429  
[www.santabarbaraquiltingretreats.com](http://www.santabarbaraquiltingretreats.com)  
(805) 899-3947

Grant House Sewing Machines € Δ  
5152-A Hollister Ave.  
(Magnolia Shopping Center)  
Santa Barbara, CA 93111  
(805) 967-3680

Linda Karppinen  
Quilt Appraisals  
[www.qalinkarp1@aol.com](mailto:www.qalinkarp1@aol.com)  
(805) 563-0817

Nancy King  
Santa Barbara Custom Quilting  
[www.sbcustomquilting.com](http://www.sbcustomquilting.com)  
(805) 687-2063

Quilt Ventura √ Δ  
4572 Telephone Road, #908  
Ventura, CA 93003  
[www.quiltventura.com](http://www.quiltventura.com)  
[joey@quiltventura.com](mailto:joey@quiltventura.com)  
(805) 658-9800

Note: members of the CQG are entitled to run one free "classified ad" per year in the newsletter. If you have a special need or an item you wish to sell, contact the Newsletter Editor for details. No other commercial advertising will be accepted.

### Quilt Show To Do List:

Submit application  
for quilts and/or  
wearable art on or  
before August 10

Volunteer to help  
during the show, or  
with set-up or take  
down.

Boutique  
participants, sign up  
to work!

Tell friends, family,  
and neighbors about  
our great show!

**Guild Web Page Address:**  
<http://www.coastlquilters.org>

### ***This Month***

**August 10** Guild Meeting 7 PM  
Program: Round Robin of Member  
Demonstrations

- \* Wear name tags
  - \* Return Library Books
- No Board Meeting in August!

**August 13** Newsletter Deadline for  
September

Guild meetings are held on the second  
Thursday of each month at 7 PM at St. Andrew's  
Presbyterian Church, 4575 Auhay, Santa Barbara,  
CA.

Please carpool, as parking is somewhat  
limited. Coastal Quilters Guild of Santa Barbara  
and Goleta is a nonprofit, educational and  
charitable organization. The purpose of the Guild  
is to educate its members about the history and  
preservation of the art for of quilt making and  
its related topics; to learn new techniques and  
improve skills; and to inform the community at  
large about our quilt-making heritage.

## **CoastLines Newsletter**

This is a monthly publication. Newsletter articles  
will be accepted up until the 13<sup>th</sup> of August for  
the September issue.

Send articles to Editor:

Leslie Hogan  
475 Los Verdes Dr.  
Santa Barbara, CA 93111  
E-mail: [redduckmusic@earthlink.net](mailto:redduckmusic@earthlink.net)



### New Members and Membership Renewals:

Mail your membership form with a check or  
money order for \$30 payable to :

Coastal Quilters Guild, Inc.  
Attention: Membership  
P.O. Box 6341  
Santa Barbara, CA 93106



Guest Fee: \$5.00

NON PROFIT ORG.  
U.S. POSTAGE  
**PAID**  
SANTA BARBARA, CA  
PERMIT NO. 688

Coastal Quilters Guild  
P.O. Box 6341  
Santa Barbara, CA 93160